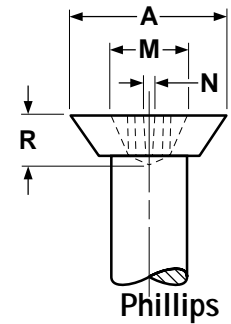
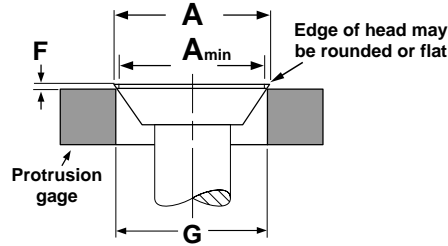
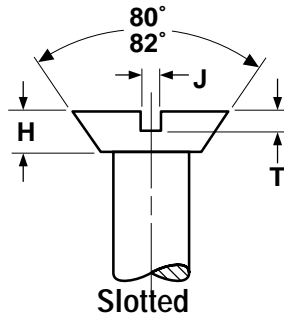


Flat Undercut Flat Torx®

Head Dimensions

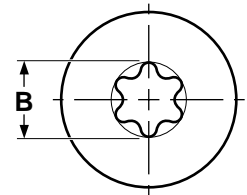
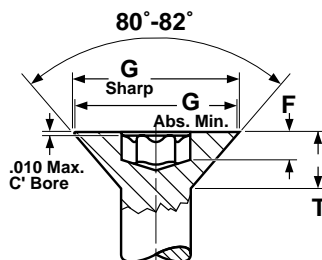
Machine Screws



UNDERCUT FLAT HEADS FOR MACHINE SCREWS

ASME B18.6.3-1998

Nominal Size	L	A		H		J		T		M	R	N	F		G	Phillips Driver Size
	These Lengths or Shorter are Undercut	Head Dimensions				Slot Dimensions				Recess Dimensions			Protrusion Above Gaging Diameter		Gaging Diameter	
		Diameter		Height		Width		Depth		Diam.	Depth	Width	Max	Min		
		Max	Min	Max	Min	Max	Min	Max	Min	Ref	Ref	Ref				
0	1/8	.112	.096	.025	.018	.023	.016	.011	.007	.062	.035	.014	-	-	-	0
1	1/8	.137	.120	.031	.023	.026	.019	.014	.009	.070	.043	.015	-	-	-	0
2	1/8	.162	.144	.036	.028	.031	.023	.016	.011	.088	.048	.017	.029	.017	.124	1
4	3/16	.212	.191	.047	.038	.039	.031	.022	.014	.110	.070	.018	.032	.019	.172	1
5	3/16	.237	.215	.053	.043	.043	.035	.024	.016	.122	.081	.018	.034	.020	.196	1
6	3/16	.262	.238	.059	.048	.048	.039	.027	.017	.140	.066	.025	.036	.021	.220	2
8	1/4	.312	.285	.070	.058	.054	.045	.032	.021	.168	.094	.029	.039	.023	.267	2
10	5/16	.362	.333	.081	.068	.060	.050	.037	.024	.182	.110	.030	.042	.025	.313	2
12	3/8	.412	.380	.092	.078	.067	.056	.043	.028	.226	.110	.030	.045	.027	.362	3
1/4	7/16	.477	.442	.107	.092	.075	.064	.050	.032	.244	.124	.032	.050	.029	.424	3
5/16	1/2	.597	.556	.134	.116	.084	.072	.062	.041	.310	.157	.053	.057	.034	.539	4
3/8	9/16	.717	.670	.161	.140	.094	.081	.075	.049	.358	.205	.061	.065	.039	.653	4
1/2	3/4	.815	.765	.156	.130	.106	.091	.072	.046	.402	.252	.068	.081	.049	.739	4



TORX® DRIVE FLAT HEADS FOR MACHINE SCREWS

Camcar

Nominal Size	G			T	B	F	Max Penetration of "No-Go" Gauge (Fallaway)	Torx® Driver Size
	Head Diameter			Head Height	Recess Diameter	Gauge Penetration		
	Max Sharp	Min Sharp	Abs Min	Ref	Ref	Min		
4	.225	.209	.195	.067	.094	.028	.016	T8
6	.279	.257	.244	.083	.111	.035	.020	T10
8	.332	.308	.292	.100	.132	.040	.020	T15
10	.385	.359	.340	.116	.155	.050	.025	T20
1/4	.507	.477	.452	.153	.200	.075	.030	T27