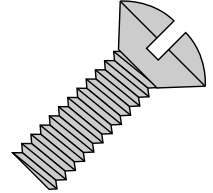
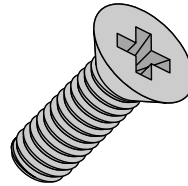

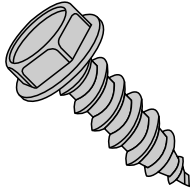


METRIC - EXTERNAL THREADS FOR MACHINE SCREWS & CAP SCREWS, CLASS 6g										DIN 13; ISO 898-1 & 965	
Nominal Size	Major Diameter		Pitch Diameter		Minor Diameter		Stress Area, mm <sup>2</sup>	Tensile Strength N, min.			
	Max	Min	Max	Min	Max	Min		Class 4.8	Class 8.8	Class 10.9	
M1.6	1.581	1.496	1.354	1.291	1.151	1.075	-	-	-	-	
M2	1.981	1.886	1.721	1.654	1.490	1.407	-	-	-	-	
M2.5	2.480	2.380	2.188	2.117	1.928	1.840	-	-	-	-	
M3	2.980	2.874	2.655	2.580	2.367	2.273	5.03	2110	4020	5230	
M3.5	3.479	3.354	3.089	3.004	2.743	2.635	6.78	2850	5420	7050	
M4	3.978	3.838	3.523	3.433	3.119	3.002	8.78	3690	7020	9130	
M5	4.976	4.826	4.456	4.361	3.995	3.869	14.2	5960	11,350	14,800	
M6	5.974	5.794	5.324	5.212	4.747	4.596	20.1	8440	16,100	20,900	
M8	7.972	7.760	7.160	7.042	6.438	6.272	36.6	15,400	29,200	38,100	
M10	9.968	9.732	8.994	8.862	8.128	7.938	58	24,400	46,400	60,300	
M12	11.966	11.701	10.829	10.679	9.819	9.602	84.3	35,400	67,400	87,700	
M14	13.962	13.682	12.663	12.503	11.508	11.271	115	48,300	92,000	120,000	
M16	15.962	15.682	14.663	14.503	13.508	13.271	157	65,900	125,000	163,000	
M20	19.958	19.623	18.334	18.164	16.891	16.625	245	103,000	203,000	255,000	
M24	23.952	23.577	22.003	21.803	20.271	19.955	353	148,000	293,000	367,000	
M30	29.947	29.522	27.674	27.462	25.653	25.306	561	236,000	466,000	583,000	
M36	35.940	35.465	33.342	33.118	31.033	30.655	817	343,000	678,000	850,000	
Tolerance on Length			3mm: ±0.2		4-6mm: ±0.24		8-10mm: ±0.29		12-16mm: ±0.35		
			20-30mm: ±0.42		35-50mm: ±0.5		55-60mm: ±0.95				

<b>Description</b>	A metric machine screw is a straight shank fastener with a metric thread pitch designed to go through a hole or nut that is pre-tapped to form a mating thread for the screw.
<b>Applications/ Advantages</b>	Machine screws form a fastening superior in strength to spaced thread screws. Metric screws are the type almost exclusively used in items manufactured in Europe.
<b>Material</b>	Class 4.8 machine screws shall be made from a carbon steel, partially or fully annealed as required, which conforms to the following chemical composition-- <i>Carbon</i> : 0.55% maximum; <i>Phosphorus</i> : 0.05% maximum; <i>Sulfur</i> : 0.06% maximum.
<b>Hardness</b>	Rockwell B 71 - 99.5 (Vickers HV 130 - 250)
<b>Tensile Strength</b>	420 N/mm <sup>2</sup> minimum
<b>Plating</b>	See Appendix-A for plating information



THREAD PITCH COMPARISON	
Millimeters	Threads per Inch
0.25	101.5
0.3	84.75
0.35	72.5
0.4	63.5
0.45	56.5
0.5	50.75
0.6	42.5
0.7	36.5
0.75	33.75
0.8	31.75
0.9	28.5
1	25.5
1.25	20.25
1.5	17
1.75	14.5
2	12.75
2.5	10.25
3	8.5
3.5	7.25
4	6.25
4.5	5.5
5	5.25
5.5	4.5
6	4.25

